Green solutions for a cleaner tomorrow

PIRMP 27 Charles Street, St Marys, NSW October 2026

HAZ 23.0 | Issued 22 Oct 2026 | V2

CONTROLLED DOCUMENT

Document Overview

Document Title	PIRMP 27 Charles Street, St Marys, NSW, November 2024
HAZ Number	HAZ 23.0
Issue Date	22 Oct 2026
Version	V2
Status	Controlled
Purpose	Pollution Incident Response Management Plan defining Hazgreen's response actions, notification protocols, and resources for managing pollution incidents on site.

POLLUTION INCIDENT RESPONSE MANAGEMENT PLAN – (PIRMP)

27 Charles Street, St Marys, NSW, 2760

EPA LICENCE #21987

Revision Status:

Date	Issue	By	Checked	Approved
18/11/24	1	Paul Vujic	Sharon Vujic	Approved
22/10/26	2	Paul Vujic	Daniel Saliba	Approved

Figure 1 outlines the protocol for the response to pollution incidents

If the environmental incident **causes or threatens** to cause environmental harm

Implement PIRMP

Incident is managed by the Responsible Person/s (refer to Section 2). This is the Site Manager or their deputy.

Responsible person to delegate the following actions:

- Visually assess the situation.
- Evacuate the site (or part of site) if there is an immediate threat to human health.
- Commence protocol for the notification of pollution incidents (see **Figure 2, Line A**).
- Take action/s to minimise environmental impact if safe to do so (refer to Section 6).
- Isolate source of spill, noise, odour etc if safe to do so.
- Commence clean-up if source can be isolated and it is safe to do so.

- When emergency services arrive on site, they become site controller.
- Site Manager to update regulatory authorities on incident and actions taken by site personnel.
- Site Manager to implement actions as directed by regulatory authorities.

Other actions during and post incident

- Debrief and record specific incident details within 48hrs.
- If required seek assistance from specialist consultants/contractors; and
- Further updates and an incident close-out report will be required by EPA.

If the environmental incident **does not** cause or threaten to cause environmental harm

Call Site Manager

Site Manger to delegate the following actions:

- Visually assess the situation.
- Evacuate the site (or part of site) if there is an immediate threat to human health.
- Commence protocol for the notification of pollution incidents (see **Figure 2, Line B**).
- Take action/s to minimise environmental impact if safe to do so (refer to Section 6).
- Isolate source of spill, noise, odour etc if safe to do so.
- Commence clean-up if source can be isolated and it is safe to do so.

Other actions during and post incident

- Debrief and record specific incident details within 48hrs.
- If required seek assistance from specialist consultants/contractors.

Figure 2 outlines the protocol for the notification of pollution incidents

Line A

A. If the incident presents immediate threat to human health, environment or property

Call 000

↓

Contact Business Manager and Owner

↓

Notify the relevant authorities
In the following order using their 24-hr hotlines (refer to Section 3):

- EPA;
- Safework;
- Penrith Council; and
- NSW Ministry of Health.

Provide the following:

- Their name and contact details;
- Location of the pollution incident/emergency;
- Nature of the pollution incident/emergency; and
- Details of any assistance required.

↓

If pollution incident is causing or threatens to cause harm to human health outside of premises:

- Contact neighbours by phone - refer to Section 4 for names and contact numbers of neighbours.
- If unable to contact by phone, then physically visit business address (assisted by Emergency Services, where required).

If pollution incident continues then further notification may need to occur (refer to Section 9) including:

- Mailbox drops;
- Warning signs;

Line B

B.
Contact Business Manager and Owner

↓

Manager to determine if incident is notifiable.

↓

If notifiable, the Manager will:

↓

Notify the relevant authorities*
In the following order using their 24-hr hotlines (refer to Section 3):

- Fire & Rescue without immediate threat;
- EPA;
- Safework;
- Penrith Council; and
- NSW Ministry of Health.

Provide the following:

- Their name and contact details;
- Location of the pollution incident/emergency;
- Nature of the pollution incident/emergency; and
- Details of any assistance required.

POLLUTION INCIDENT RESPONSE MANAGEMENT PLAN (PIRMP) - 27 Charles Street, St Marys, NSW

Approved by:	**Name:**	**Paul Vujic**		
Position/Title:		**Business Owner / Director**	**Date:**	**22/10/26**

PURPOSE:

As per the *Protection of the Environment Operations Act 1997* (the POEO Act), the holder of an Environment Protection Licence must prepare, keep, test and implement a pollution incident response management plan (PIRMP) that complies with Part 5.7A of the POEO Act in relation to the activity to which the licence relates.

If a pollution incident occurs in the course of an activity so that material harm to the environment (within the meaning of section 147 of the POEO Act) is caused or threatened, the person carrying on the activity must immediately implement this plan in relation to the activity required by Part 5.7A of the POEO Act.

A written copy of this plan must be kept at 27 Charles Street, St Marys and be made available on request by an authorised NSW EPA Officer and to any person who is responsible for implementing this plan.

- **Location of PIRMP (hardcopy) onsite:** Emergency Information Box and Administration Office
- **Location of PIRMP (softcopy):** Site Files

Parts of the plan must also be available either on a publicly accessible website, or if there is no such website, by providing a copy of the plan to any person who makes a written request. The sections of the plan that are required to be publicly available are set out in clause 98D of the Protection of the Environment Operations (General) Regulation 2022.

- **Location of PIRMP (website copy):** www.hazgreen.com.au/PIRMP

NOTE: This plan must be developed in accordance with the *Protection of the Environment Operations Act 1997* and the Protection of the Environment Operations (General) Regulation 2022.

Licensees should also refer to the NSW EPA's *Guideline: Pollution incident response management plans*.

RELATIONSHIP WITH OTHER DOCUMENTS:

This Plan should be read in conjunction with the following documents:

- Site Emergency Management Plan
- Environmental Risk Register

These documents are located on the company share drive.

1. Environment Protection Licence (EPL) Details	
Name of licensee: (including ABN)	**Hazgreen Pty Ltd** 17 663 683 921
EPL number:	**21987**
Premises name and address:	**Hazgreen Pty Ltd** **27 Charles Street** **St Marys NSW 2760**
Company or business contact details:	Name: Paul Vujic Position: Director Contact number/s: 0407 921 937 Email: paul.vujic@hazgreen.com.au
Website address:	www.hazgreen.com.au
Community Hotline:	1300 095 419
Emergency Spills Hotline:	1300 095 419 or 0407921937
Scheduled activity on EPL:	Chemical Production, Waste Storage, Waste Processing.
Fee based activity on EPL:	Dangerous Goods Production, Waste Storage, Non thermal treatment of hazardous and other waste.

PIRMP activation and management of response to an incident	**Primary Contact**	
	Name of person responsible:	**Paul Vujic**
	Position or title:	**Director**
	Business hours contact number/s:	**0407 921 937**
	After hours contact number/s:	**0407 921 937**
	Email:	**Paul.Vujic@hazgreen.com.au**
	Secondary Contact	
	Name of person responsible:	**Daniel Saliba**
	Position or title:	**Director**
	Business hours contact number/s:	**0411 101 183**
	After hours contact number/s:	**0411 101 183**
	Email:	**Daniel.saliba@hazgreen.com.au**
	Tertiary Contact	
	Name of person responsible: Position or title: Business hours contact number/s: After hours contact number/s: Email:	**Sharon Vujic** **Administration Manager** **0410 404 371** **0410 404 371** **Sharon.vujic@hazgreen.com.au**

Notifying relevant authorities Note: Notification should be made by a person with an appropriate level of authority within the company.	**Primary Contact**	
	Name of person responsible:	**Paul Vujic**
	Position or title:	**Director**
	Business hours contact number/s:	**0407 921 937**
	After hours contact number/s:	**0407 921 937**
	Email:	Paul.Vujic@hazgreen.com.au
	Secondary Contact	
	Name of person responsible:	**Daniel Saliba**
	Position or title:	**Director**
	Business hours contact number/s:	**0411 101 183**
	After hours contact number/s:	**0411 101 183**
	Email:	Daniel.saliba@hazgreen.com.au
	Tertiary Contact	
	Name of person responsible:	**Sharon Vujic**
	Position or title:	**Administration Manager**
	Business hours contact number/s:	**0410 404 371**
	After hours contact number/s:	**0410 404 371**
	Email:	**Sharon.vujic@hazgreen.com.au**

Relevant Authority	Contact number
Fire & Rescue NSW / Rural Fire Service	**000**
Fire & Rescue without immediate threat	**1300 729 579**
Environment Protection Authority	**13 15 55**
NSW Ministry of Health	**1300 066 055**
Safework	**13 10 50**
Local authority (Penrith Council)	**(02) 4732 7777**

A list identifying immediate neighbours of the site is provided below.

Contact numbers for the neighbours are:

Business name	Contact Number
Constructive Communication (next door – 29 Charles Street)	Brett (Business owner) - 0425 349 142
Kingspan Insulated Panels (rear)	Jonathan (Site Manager) – 0419 477 459
Glamworm (across road)	Rick Brown (business owner) – 0422 307 127
Vacant building (25 Charles St)	TBA (vacant at time of this PIRMP)
Other Potentially Affected Neighbours	Notify potentially affected neighbours in conjunction with Fire Brigade notification system

The potential hazards that may arise from the operation of the scheduled activities at the site may include:

- Stormwater Impact;
- Fire or explosion;
- Odour and/or Air Emissions;
- Noise Emissions; and
- Hazardous Substance Release / spill.

The following table provides the likelihood of any such hazards occurring, including details of any conditions or events that could, or would, increase that likelihood. The site also maintains a detailed Environmental Risk Register which details a range of information about the facility and its controls. Refer to Sections 1 to 5 of the Environmental Risk Register for more information.

Pollution Hazard	Likelihood of Hazard	Circumstances that could or would increase likelihood
Stormwater Impact	Possible	• Period of prolonged rainfall (i.e. 1 in 100 yr. storm event), • Lack of stormwater water storage capacity/freeboard, • Sediment tracking due to increased vehicle movements / traffic movements onsite, • See "*Hazardous Substance Release / spill"* below.
Fire or explosion	Rare	• Equipment fault, • Extreme weather (days of total fire ban), • Hot work, • Smoking in unauthorised areas, • Electrical hazards, • Inappropriate placement of Dangerous goods or inappropriate storage in DG compartments / buildings onsite (i.e. placement in wrong compartment / area), • Improper labelling, storage, movement or decanting / consolidating onsite, • Improper use of onsite equipment in DG storage, laydown and/or decanting/blending areas.
Odour and/or Air Emissions	Unlikely	• Fire, • Odorous material,

		• Long term storage – in storage vessels, unloading / temporary storage area or warehouse/s, • Odour from decanting activities / crushing activities, • Poor housekeeping.
Noise Emissions	Unlikely	• Noisy machinery due to lack of maintenance, • Truck movements or machinery movements outside building, • Operating outside licenced hours.
Hazardous Substance Release / Spill	Possible	• Flooding, • Pipe blockage or breakage resulting in overflow into bunded areas or stormwater system, • Fuel / chemical / liquid leak, • Container overflow, • Leak / spill from truck/s arriving onsite, • Inappropriate unloading / loading practices – in unloading and temporary storage area, • Hydraulic oil leak from mobile or fixed plant, • Poor housekeeping, • See "*Stormwater Impact"* above.

The following table provides a description of the pre-emptive actions to be taken to minimise or prevent any risk of harm to human health or the environment arising from the activities undertaken at the Premises. Further, the site also maintains an Environmental Risk Register which details a range of information about the facility and its pre-emptive controls. Refer to Sections 1 to 5 of the Environmental Risk Register for more information.

In addition to the above, the Site Emergency Management Plan (SEMP), Appendix 1: Emergency Response Guidance, provides detailed information on responding to different emergency scenarios including site evacuation procedures.

Pollution Hazard	Pre-emptive Action	How Pre-emptive Action Minimises Harm	Actions to be taken during or immediately after incident
Stormwater Impact	• Plant and equipment maintenance schedule in place. • EMS documentation in place (Stormwater Management Plan, PIRMP etc). • SOPs or Work Instruction/s in place. • Spills kits located throughout the site. • Stormwater controls (bunding, drain inserts, shut-off valves) in place and secure. • Staff Training. • See "*Hazardous Substance Release / Spill"* below.	• Plant and equipment in good working order. • All site activities are risk assessed. • Environmental risks on site are identified, controls identified and managed. • Staff trained in site environmental risks and controls. • Regular site inspections conducted to check controls are in place and no further risks have been introduced. • Clean-up attempts / rectification actions (where relevant) to be made with appropriate personal protective equipment (PPE).	• Contact the Manager who will coordinate incident response. • Identify source of spill and prevent further spillage as far as is practical. • Isolate spill from site stormwater system where possible. • Ensure site stormwater system is isolated from external stormwater system. • Apply absorbent material socks/pads/bunds/booms or similar as appropriate (spill containment measures) • Evacuate the site if there is an immediate human threat. • If incident represents an immediate threat to the environment or human health or property, call Fire and Rescue service on 000 and call the EPA on 131 555 to give details of the incident (see Figure 1-2 above). • Where appropriate notify other relevant authorities and the neighbouring properties (see Figure 1-2 above). • When emergency services arrive on site, they become site controller. Site Manager updates regulatory authorities and follows their directions (where directed). • Undertake investigation to better understand how / why spill occurred, implementing additional controls where relevant / where possible.

Fire or explosion	• Plant and equipment maintenance schedule in place. • EMS documentation in place (Stormwater Management Plan, PIRMP etc). • SOPs or Work Instruction/s in place. • SDS & site manifest available on site. • Fire extinguishers, Fire Hoses • Portable tanks able to vent, ensuring no build-up of an explosive atmosphere occurs. • Dedicated chemical and DG storage areas and chemical segregation in place. • DG labelling and signage. • DG priority area/s. • Dedicated decanting tank. • Zone 1 rated areas. • Ventilation system/s (i.e. including fans). • Staff Training. • Fire / chemical segregation walls (where applicable).	• Plant and equipment in good working order. • All site activities are risk assessed. • Environmental risks on site are identified, controls identified and managed. • Staff trained in site environmental risks and controls. • Regular site inspections conducted to check controls are in place and no further risks have been introduced. • Clean-up attempts / rectification actions (where relevant) to be made with appropriate personal protective equipment (PPE).	• Contact the Manager who will coordinate incident response. • If safe, shutdown plant / equipment as per shutdown procedure. • If safe, isolate power source and ignition sources. • Evacuate the site if there is an immediate human threat. • If safe, and fire water is being generated onsite mobilise vacuum tanker to collect and transport firewater to a licenced wastewater treatment plant. • If incident represents an immediate threat to the environment or human health or property, call Fire and Rescue service on 000 and call the EPA on 131 555 to give details of the incident (see Figure 1-2 above). • Where appropriate notify other relevant authorities and the neighbouring properties (see Figure 1-2 above). • When emergency services arrive on site, they become site controller. Manager updates regulatory authorities and follows their directions (where directed). • Undertake investigation to better understand how / why fire or explosion occurred, implementing additional controls where relevant / where possible.
Odour and/or Air Emissions	• Plant and equipment maintenance schedule in place. • EMS documentation in place (Stormwater Management Plan, PIRMP etc). • SOPs or Work Instruction/s in place. • Containers able to vent ensuring no build-up of odour occurs. • Dedicated decanting/blending area and tank (with fume hood).	• Plant and equipment in good working order. • All site activities are risk assessed. • Environmental risks on site are identified, controls identified and managed. • Staff trained in site environmental risks and controls. • Regular site inspections conducted to check	• Contact the Manager who will coordinate incident response. • Identify source of odour/air emission and prevent further emissions as far as is practical. • Evacuate the site if there is an immediate human threat. • If incident represents an immediate threat to the environment or human health or property, call Fire and Rescue service on 000 and call the EPA on 131 555 to give details of the incident (see Figure 1-2 above).

	• Ventilation system/s (i.e. including fans). • Staff Training. • Site zoned within an Industrial area.	controls are in place and no further risks have been introduced. • Clean-up attempts / rectification actions (where relevant) to be made with appropriate personal protective equipment (PPE)	• Where appropriate notify other relevant authorities and the neighbouring properties (see Figure 1-2 above). • When emergency services arrive on site, they become site controller. Manager updates regulatory authorities and follows their directions (where directed). • Undertake investigation to better understand how / why odour or air emissions occurred, implementing additional controls where relevant / where possible.
Noise Emissions	• Plant and equipment maintenance schedule in place and conducted by a qualified tradesperson on all mobile and plant equipment. • EMS documentation in place (Storm Water Management Plan, PIRMP etc). • SOPs or Work Instruction/s in place. • Mobile and fixed plant and machinery meet requirements. • Staff Training. • Site zoned within an Industrial area.	• Plant and equipment in good working order • All site activities are risk assessed. • Environmental risks on site are identified, controls identified and managed. • Staff trained in site environmental risks and controls. • Regular site inspections conducted to check controls are in place and no further risks have been introduced. • Rectification actions to be made with appropriate personal protective equipment (PPE)	• Contact the Manager who will coordinate incident response. • Isolate source of noise where possible. • Evacuate the site if there is an immediate human threat. • If incident represents an immediate threat to the environment or human health or property, call Fire and Rescue service on 000 and call the EPA on 131 555 to give details of the incident (see Figure 1-2 above). • Where appropriate notify other relevant authorities and the neighbouring properties (see Figure 1-2 above). • When emergency services arrive on site, they become site controller. Manager updates regulatory authorities and follows their directions (where directed). • Undertake investigation to better understand how / why noise emissions occurred, implementing additional controls where relevant / where possible.
Hazardous Substance Release / Spill	• Plant and equipment maintenance schedule in place. • EMS documentation in place (Stormwater Management Plan, PIRMP etc). • SOPs or Work Instruction/s in place.	• Plant and equipment in good working order. • All site activities are risk assessed. • Environmental risks on site are identified, controls identified and managed.	• Contact the Manager who will coordinate incident response. • Identify source of spill and prevent further spillage as far as is practical. • Isolate spill from site stormwater system where possible.

	• Spills kits located throughout the site.
	• Stormwater controls (bunding, shut-off valves) in place and secure.
	  ○ Blind Pits / Sumps.
	  ○ Warehouse bunding.
	  ○ Site bunding.
	  ○ SW storage tanks.
	  ○ SW shut-off valve.
	• Staff Training.
	• See “Stormwater Impact” above.
		• Staff trained in site environmental risks and controls.
		• Regular site inspections conducted to check controls are in place and no further risks have been introduced.
		• Clean-up attempts / rectification actions (where relevant) to be made with appropriate personal protective equipment (PPE).
			• Ensure site stormwater system is isolated from external stormwater system.
			• Apply absorbent material socks/pads/bunds/booms or similar as appropriate (spill containment measures)
			• Evacuate the site if there is an immediate human threat.
			• If incident represents an immediate threat to the environment or human health or property, call Fire and Rescue service on 000 and call the EPA on 131 555 to give details of the incident (see Figure 1-2 above).
			• Where appropriate notify other relevant authorities and the neighbouring properties (see Figure 1-2 above).
			• When emergency services arrive on site, they become site controller. Manager updates regulatory authorities and follows their directions (where directed).
			• Undertake investigation to better understand how / why spill occurred, implementing additional controls where relevant / where possible.

The following table provides an inventory of potential pollutants at the 27 Charles Street, St Marys Premise:

Location of Substance:		Proper Shipping Name	Types	UN	DG Class	Hazardous	Volume (Maximum)
Warehouse 1	Unloading Area	NA – Truck loading/unloading area	n/a	n/a	n/a	n/a	n/a
	General Store	Empty packaging & equipment	Empty packaging & equipment	n/a	n/a	n/a	n/a
Warehouse 2		Empty packaging & equipment	Empty packaging & equipment	n/a	n/a	n/a	n/a

	IBC's/ Drums	Oxidising Liquids N.O.S	Resins	3139	5.1	Y	1,000L
Warehouse 3	IBC's/ Drums	Flammable liquid N.O.S	Solvents and Fuels (Thinners, Wash solvent, Fuels)	1993	3	Y	60,000L
Warehouse 4	IBC's/ Drums	Flammable liquid N.O.S	Solvents and Fuels (Thinners, Wash solvent, Fuels)	1993	3	Y	20,000L
27 Charles Street, St Marys maintains an up-to-date Site Manifest / DG manifest located at the front of the site.							

Further details about safety equipment and its locations are provided in the Site Emergency Management Plan Section 2. The safety equipment available onsite is listed below:

Safety Item	Quantity	Safety Item Location	Safety Item Use	Risk Mitigation Type
Fire extinguishers – Dry Chemical / Powder (White Stripe)	3	Strategically located around the facility (Refer to Map 2)	Control and/or contain fires derived from (among others) paper, wood, textiles, flammable and combustible liquids, flammable gas (propane), other dangerous goods and electrically energised equipment.	Reduce and/or eliminate risk to human health and surrounding environment.
Fire Monitors	4	Strategically located around the facility (Refer to Map 2)	Control and/or contain fires.	Reduce and/or eliminate risk to human health and surrounding environment.
Fire hose	8	Strategically located around the facility (Refer to Map 2)	Control and/or contain fires.	Reduce and/or eliminate risk to human health and surrounding environment.
Safety Shower / Eyewash station	2	Strategically located around the facility (Refer to Map 2)	To remove material from eyes.	Reduce risk to human health.

First aid kit	1	Strategically located around the facility (Refer to Map 2)	Used to treat minor injuries to personnel or reduce severity of moderate to major injury until emergency personnel arrive.	Reduce and/or eliminate risk to personnel and contractors.
Spill kit	1	Strategically located around the facility depending on location of waste (risk assessed)	Used to control and contain spills which may be potentially hazardous to personnel or the immediate and/or surrounding environment (e.g. stormwater).	Eliminate or reduce risk to personnel by containing and removing potentially hazardous spill. Eliminate or reduce risk of spill leaving the site and into surrounding environments (e.g. stormwater).
SDS register & Site Manifest / Site Quantity Tracker	1	Site Offices / Emergency box	A tool accessible to all personnel which captures the SDS's of all hazardous chemicals used, handled or stored on site. Plus, the tonnage and type of substances stored onsite.	Used to ensure hazardous chemicals are being utilised in a manner that does not pose health risk to personnel or the environment as well as in the event of a spill.
SEMP	1	Site Offices	A site-specific emergency management plan which details relevant emergency protocols and information.	Used to protect health of personnel and surrounding environment.
Emergency Assembly Point	1	On Charles St	Assembly Point for all personnel on site in the event of an emergency.	Used to account for and protect health of personnel.
Chemical splash goggles	As required	Personal Kit and Warehouse 1	To protect eyes from chemical splashes and spills.	Reduce and/or eliminate risk to human health.
Chemical Resistant Gloves	As required	Personal Kit and Warehouse 1	To protect hands from chemical splashes and spills.	Reduce and/or eliminate risk to human health.
Protective clothing	As required	Personal Kit and Warehouse 1	To protect body from chemical splashes and spills.	Reduce and/or eliminate risk to human health.
Fully enclosed safety footwear / rubber boots	As required	Personal Kit and Administration office	To protect feet from chemical splashes and spills.	Reduce and/or eliminate risk to human health.
Respirator (full face and combination filter)	As required	Personal Kit and Administration office	To protect lungs and respiratory system from chemical vapour and fumes.	Reduce and/or eliminate risk to human health.

Impacts on the broader community are variable and depend on location, or other factors such as wind direction and velocity. In the event of a pollution incident occurring (such as a Fire) which has the potential to impact residential areas, communication methods will be used on a case-by-case basis and in all situations, management will liaise with Council and Fire and Rescue to provide early warnings to directly affected residents by the mechanisms described below. Early warnings are to include details of what the imminent incident is and how those affected can prepare and respond to the incident. The notification shall provide specific information to the neighbouring properties and local community, so it can minimise the risk of harm.

In the event of a pollution incident site management, in consultation with Council, will attempt to provide early warning to directly the community by the following mechanisms as appropriate:

- Telephone calls or door knocking (where appropriate);
- Mailbox drops;
- Warning signs;
- Local media source (radio/newspapers);
- Council webpage updates and media releases; and
- Council website address is https://www.penrithcity.nsw.gov.au/contact-us

All staff and contractors are to be inducted before completing any work on site. The induction includes procedures for minimising the chance of a pollution incident occurring, managing a pollution incident and actions following a pollution incident.

Minimising the impact to persons during a pollution incident is the highest priority.

The site has established a site-specific emergency management plan (SEMP) which details relevant emergency protocols including evacuation procedures, medical emergency procedures and environmental incidents. The SEMP also contains a Site Emergency Response list which details the sites emergency controller, fire warden and other relevant emergency contact details. This PIRMP is therefore supplemented by the information and works in unison with the SEMP.

Additionally, as part of the preparations for the PIRMP, training and drills were undertaken with staff (refer Sections 14 ‘Training’ and 15 ‘Testing’).

Map 1 - General location of site (500 metre radius).

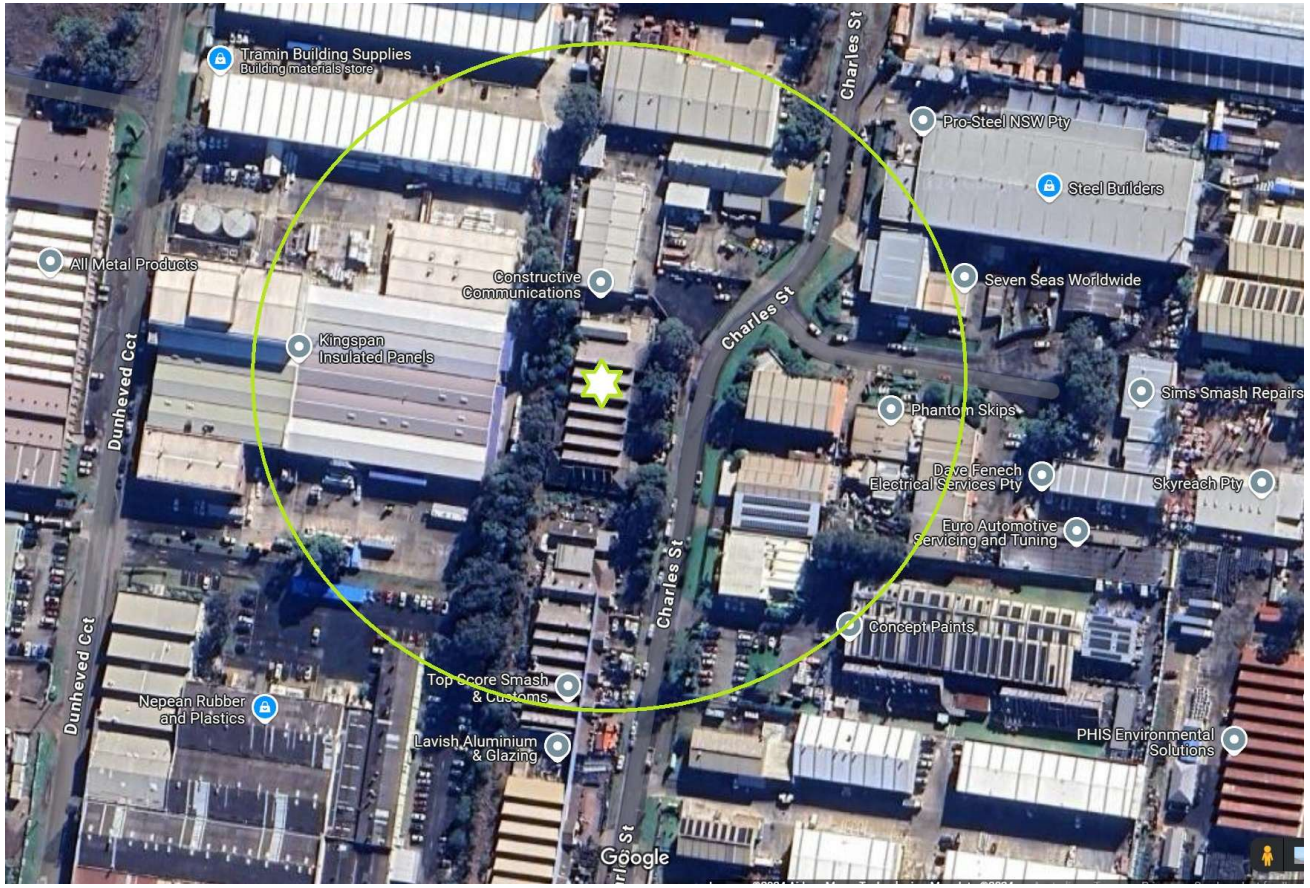

Map 2 – Site map

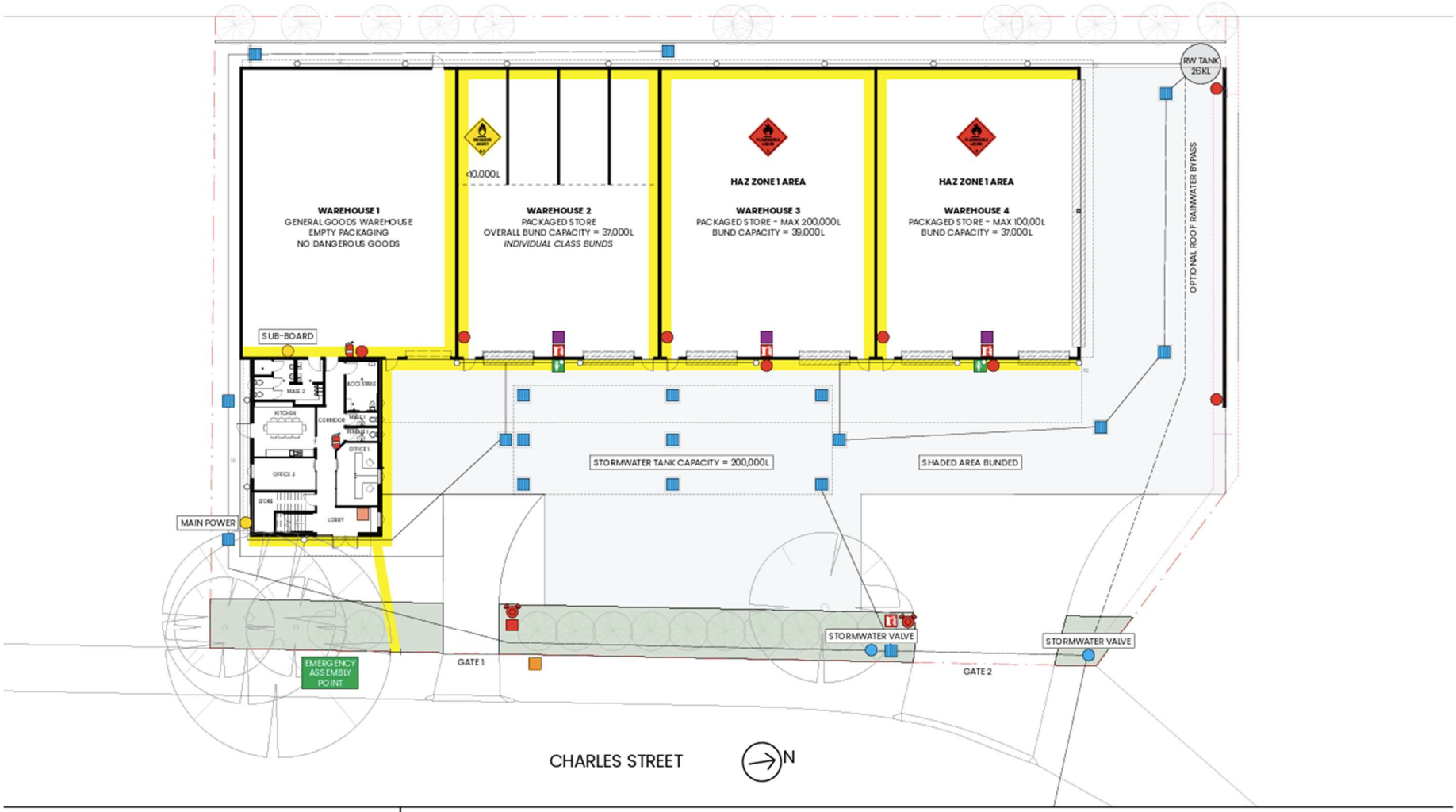

HAZGREEN PTY LTD
27 CHARLES STREET, ST MARYS, NSW 2760
DATE PREPARED: 12/09/2026
VERSION: 2

- FIRE EXTINGUISHER
- FIRE HYDRANT
- FIRE MONITOR
- FIRE HOSE REEL
- BOOSTER
- FIRE PANEL
- SAFETY SHOWER/EYEWASH
- BLIND SUMP
- POWER ISOLATION
- STORMWATER ISOLATION VALVE
- STORMWATER PIT
- DOWNPIPE
- EMERG INFO/MANIFEST
- ROLLOVER BUND
- DESIGNATED WALKWAY

Map 3 – Stormwater Discharge Location Offsite.

Stormwater drain located at the front of the site on Charles Street (blue area)

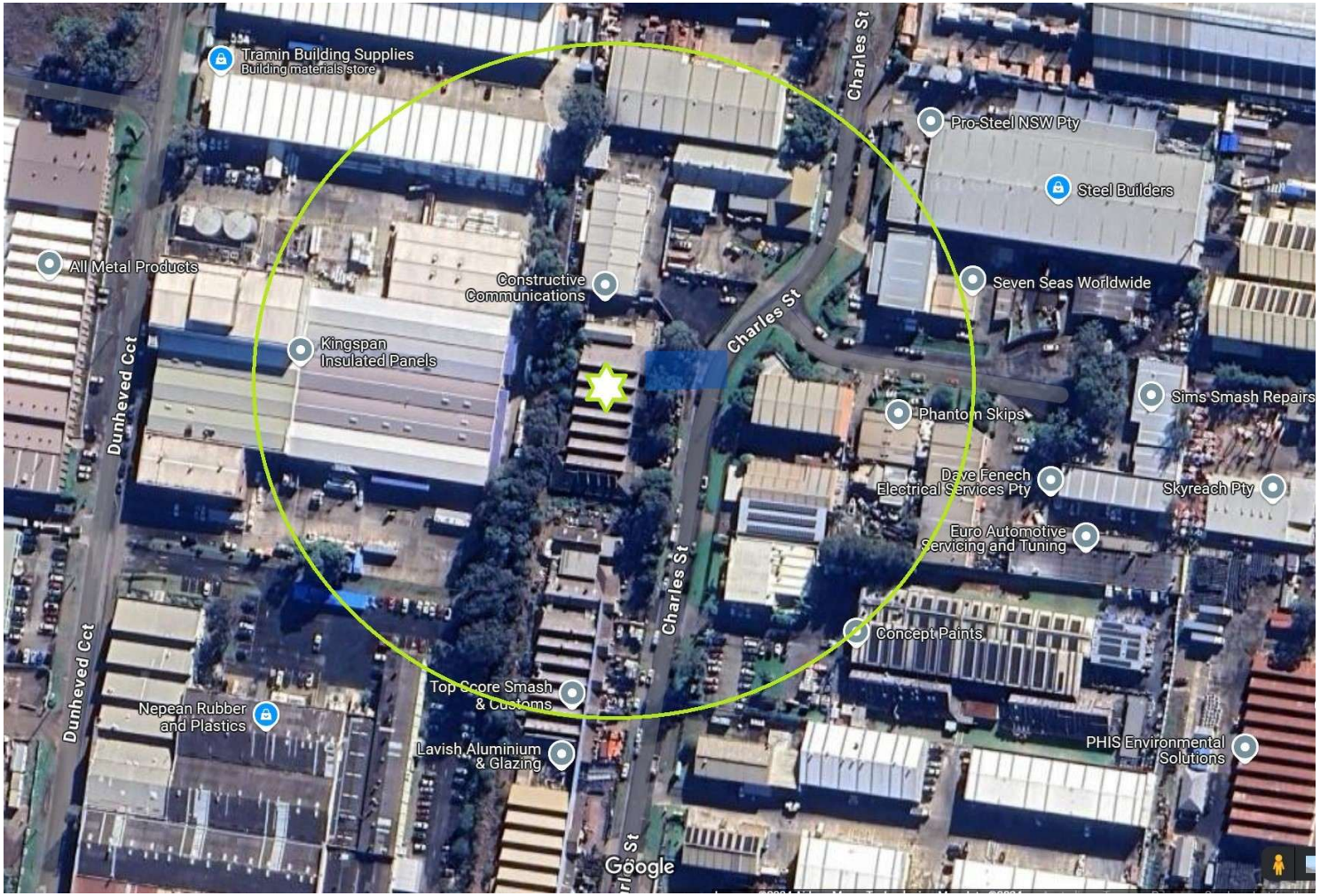

9. Actions to be taken during or immediately after a pollution incident

The risk assessment in Section 5 of the PIRMP 'Description of Likelihood of hazards' outlines potential pollution incidents at the Premises. Additionally, the site maintains a site-specific Environmental Risk Register which details a range of information about the facility and its controls. Refer to Sections 1 to 5 of the Environmental Risk Register for more information.

Section 6 of the PIRMP 'Pre-emptive Actions' outlines the pre-emptive controls, how an identified risk to human health or the environment will be reduced and actions to be taken during or immediately following a pollution event to minimise its risk.

Actions to Minimise a Pollution Incident:

Site operations shall make all attempts to prevent pollution events / to ensure environmental incidents do not occur, but in a situation where a pollution incident is imminent and it may potentially cause detrimental impacts to human health or the environment, onsite operations will contact the necessary stakeholders (employees, contractors, neighbours, Regulatory Authorities) to provide as much early warning as possible.

Further, all staff will abide by the requirements detailed in Section 147 and Section 153F of the POEO act.

Actions During a Pollution Incident:

In the event that a pollution incident requires the evacuation of the site, actions will be completed in accordance with the Site Emergency Management Plan Appendix 1. All staff are informed on the location of muster locations through site inductions, signage and ongoing training.

Actions Post a Pollution Incident:

A detailed incident investigation and report will be completed regarding the Pollution Incident to find the root cause of the incident and implement the corrective actions to prevent the incident occurring.

Within a month following the incident, the PIRMP will be reviewed and tested. Site management will continue to liaise with the relevant Regulatory Authorities to reduce the likelihood of the pollution incident occurring.

The Incident will be discussed at the toolbox meeting forum with all staff and contractors regarding the incident investigation, key outcomes and follow up on the completing of the corrective actions.

Licensees must notify all of the appropriate Regulatory Authorities following a notifiable incident. These include:

- Environment Protection Authority (EPA);
- Ministry of Health;
- Safework;
- Penrith Council; and
- Fire and Rescue NSW.

As outlined in Section 3 of the PIRMP 'Pollution incident - Notification of relevant authorities', notification of the incident is to be provided by the Manager.

All Communications are to be made to:

Business Owner / Director;

Annual PIRMP toolbox meetings will be completed with staff on the site. This training will be provided to ensure that all staff are aware of the content, processes and requirements of the plan and competently implement if necessary.

Plans must be tested routinely at least once every 12 months and within one month of any pollution incident occurring. The testing is to be carried out in such a manner as to ensure that the information included in the plan is accurate and up to date, and that each plan is capable of being implemented in a workable and effective manner. Testing may include:

- Desktop scenarios, or
- Physical Scenarios.

Testing records will be maintained electronically

Date PIRMP tested	**PIRMP tested by**	**Type of test (drill or desktop)**	**Learnings**	**Next scheduled test**
19/11/2024	Paul Vujic	Desktop	Updated to include amendments. Site drawing updated to reflect location of stormwater drains	When license is issued.
1/11/2025	*Upgrade works underway – site not operational*	*NA*	*NA*	*Nov 26*
18/11/2026	Paul Vujic / Daniel Saliba	Drill	Update new neighbours contact details. 25 Charles St.	Nov 27